





Summer – that long-anticipated stretch of lazy, lingering days, free of responsibility and rife with possibility. It’s a time to hunt for insects, master handstands, practice swimming strokes, conquer trees, explore nooks and crannies, and make new friends.”

Note: - Summer holidays begins from 28.05.21 to 02.07.21.

The school will reopen on 05.07.21.





Summer Hygiene Tips for Kids




Every season comes with its unique weather, fruits, flowers, and other offerings. However, in the Indian subcontinent, the sultry summers are known for high temperatures and scorching heat. Though the schools are currently closed for a while, and children aren't going out owing to the lockdown, the rise in heat can still make children feel restless. It is hence important that appropriate care is taken to help the kids stay fit and agile during the summers.

- ✓ **Stay hydrated**
- ✓ **Keep a check on perspiration**
- ✓ **Eat ample fruits and vegetables**

BE HEALTHY, BE CLEAN			
CLEAN & DISINFECT			
SOCIAL DISTANCE			
PICK-UP & DELIVERY			



WORKSHEET-1
I CAN READ AND WRITE MY WORDS!!



WORKSHEET-2

Select the word that best completes each sentence

Cheese	Chair	Chalk
Chocolate	Chemist	Check
Champion	Children	Chatting

1. I want to eat_____burger.
2. The_____in the class is broken.
3. The teacher is asking for a_to write.
4. My mom gifted me a Dairy Milk_____.
5. Uncle Sam sits at the_shop.
6. Please_____the calculation of question again.
7. My brother is a _____.
8. _____are excited for the picnic.
9. My elder sister likes to____with her friends on the computer.

WORKSHEET-3

Reading Comprehension

Read the passage
and answer the
questions :



This is a snowman.

His name is Ted.

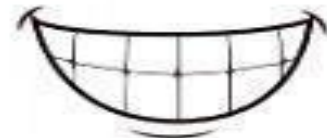
He loves the snow.

His nose is orange.

He likes the winter.

- 1 - What is the snowman's name?.....
- 2 - What does Ted love?.....
- 3 - What color is Ted's nose?

.....



DAV POLICE PUBLIC SCHOOL , PANCHKULA
HOLIDAY'S HOMEWORK
SUBJECT: MATHS
CLASS -1

- Make Flash card with number and in figures (any 10 two digit numbers)
- Show any 5 numbers (2 digit) on the abacus. Use A4 sheet. You have to represent the numbers by making use of colourful buttons/beads anything you can find at home (use your creativity) for each part.
- Write number names 1 to 50 in holiday homework notebook.
- Write and learn multiplication tables 2,3 and 4 in holiday homework notebook.
- **Mental Maths book – Do pages 1 to 25 in book.**

One More & One Less

Find 1 more or 1 less and write in the blank box.

1 less your number 1 more

<input type="text"/>	4	<input type="text"/>
----------------------	---	----------------------

1 less your number 1 more

<input type="text"/>	18	<input type="text"/>
----------------------	----	----------------------

<input type="text"/>	7	<input type="text"/>
----------------------	---	----------------------

<input type="text"/>	27	<input type="text"/>
----------------------	----	----------------------

<input type="text"/>	3	<input type="text"/>
----------------------	---	----------------------

<input type="text"/>	33	<input type="text"/>
----------------------	----	----------------------

<input type="text"/>	5	<input type="text"/>
----------------------	---	----------------------

<input type="text"/>	41	<input type="text"/>
----------------------	----	----------------------

<input type="text"/>	9	<input type="text"/>
----------------------	---	----------------------

<input type="text"/>	29	<input type="text"/>
----------------------	----	----------------------

<input type="text"/>	11	<input type="text"/>
----------------------	----	----------------------

<input type="text"/>	32	<input type="text"/>
----------------------	----	----------------------

MATHS - WORKSHEET

CLASS: I Write in the Missing Number

17 16 _____, _____, _____, _____.

53 52 _____, _____, _____, _____.

32 31 _____, _____, _____, _____.

43 42 _____, _____, _____, _____.

58 57 _____, _____, _____, _____.

28 27 _____, _____, _____, _____.

97 96 _____, _____, _____, _____.

65 64 _____, _____, _____, _____.

37 36 _____, _____, _____, _____.

88 87 _____, _____, _____, _____.

Worksheet-1

Name

Date



COUNTING BY 1s SHEET 1

Fill in the missing numbers.

1)

23	24		26		28		
----	----	--	----	--	----	--	--

2)

45		47		49		51	
----	--	----	--	----	--	----	--

3)

73	74			77			80
----	----	--	--	----	--	--	----

4)

18		20			23		
----	--	----	--	--	----	--	--

5)

29		31		33			36
----	--	----	--	----	--	--	----

6)

90			93				97
----	--	--	----	--	--	--	----

7)

	32		34			37	
--	----	--	----	--	--	----	--

8)

	13			16			19
--	----	--	--	----	--	--	----



MATHEMATICS AT SCHOOL

WORKSHEETS, TESTS, QUIZZES, WORKBOOKS ...

Data: _____ Name: _____ Score: _____

GRADE 1 WORKSHEETS. PLACE VALUE. ONES AND TENS.

Write the value of the underline digits.

Page 1

Example: 67 = 60

1 6 = _____ 9 4 = _____ 5 9 = _____

3 8 = _____ 1 3 = _____ 3 2 = _____

9 0 = _____ 4 3 = _____ 2 5 = _____

6 5 = _____ 3 5 = _____ 8 6 = _____

2 0 = _____ 7 7 = _____ 6 8 = _____

9 8 = _____ 7 5 = _____ 4 6 = _____

4 2 = _____ 8 0 = _____ 3 8 = _____

7 5 = _____ 7 7 = _____ 7 6 = _____


1 6 = _____ 9 8 = _____ 5 8 = _____




EVS

Moon and stars

paste star stickers on the picture of the night sky





1. Visit your grandparents house and go for a morning walk with your grandparents in a nearby park .
 2. Make a scrap book on your grandfather/grandmother. Find out details about them and paste related pictures.
- * **Games they played.**

Page no.2

***Food they liked.**

***Books they read.**

*** Hobbies**

1. Write any five things (each).

What do you see, hear, smell and touch in the spring time?

I see...

I hear...

I smell...

I taste...

I touch...



Page no.4

2.Fill in the blanks with the help of given words in the box.

We with our 

We with our 

We with our 

We with our 

We with our 

 listen see touch
 taste smell

Color the picture of sun and clouds and put match sticks to make the rays of the sun



4. Encircle the healthy food only.



Page no.7

Hindi- सुलेखा अभ्यास पेज 1 से 25 तक लिखे व
याद करें

बच्चे अच्छी आदतों के चित्र चार्ट पर चिपकाए व
उनका पालन करें

Worksheet 1

रिक्त स्थान भरो

1. म___र =

2. भ___न =

3. द___ =

4. अज___र =

5. अ___कन =

6. शल___म =

7. ___टपट =

8. कस___त =

Worksheet 2

सही शब्द पर घेरा लगाओ

तितली नानि कमीज रानी पपिता
दीवार नीर मछली कीताब कहानी
माचीस कवि

वाक्य बनाओ

1. घर –
2. माला
3. अखिल –
4. कमीज –
5. गिलास -

Worksheet 3

समान लय के शब्दों को मिलाएं

- 1.माला _____ निकट
- 2.महल _____ मकड़ी
3. गिटार _____ ताला
4. ककड़ी _____ चहल
5. टिकट _____ धरना
6. झरना _____ नीर
7. खीर _____ सितार

Worksheet 4

आ की मात्रा लगाएं

1. ब_दल –

2. टम__टर –

3. अन__र –

4. अखब__र –

छोटी इ की मात्रा लगाएं

1. __कताब –

2. अ_खल –

3. त_कया –

4. बा_रश –

Worksheet 5

शब्दों को खोजकर लिखें

ही	रा	जा	अ
शि	व	ल	ना
का	मा	ज	ना
री	ला	का	स


1. _____
2. _____
3. _____
4. _____
5. _____
6. _____
7. _____
8. _____

Worksheet 6

चित्र देखकर नाम लिखें



1.



2.




3.

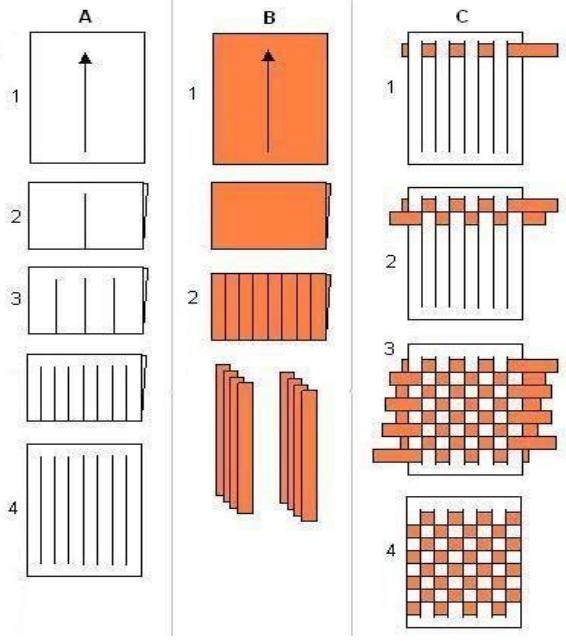
HOLIDAY HOMEWORK

FINE ARTS

2. Step By Step Book (Page number 26, 27, 28, 29, 31, 33, 39 and 40)
3. Craft Work- Best out of Waste, Mat making using colored Sheets.



Engageee



Holidays Homework 2021-2022

नैतिक शिक्षा

गायत्री मंत्र का जप बौद्धिक क्षमता को बढ़ाता है

अतः प्रतिदिन सुबह उठकर सोच आदि से निवृत्त होकर स्नान करके 5से 10 मिनट तक गायत्री मंत्र का जाप करें

पाठ -3 जीवन के आधार को ए फॉर सीट पर चित्र सहित बनाएं

पाठ -4,5,6,7 में दिए गए चित्रों के साथ उनके अर्थ लिखें

उनका अध्ययन करें और दैनिक जीवन में होने वाली क्रियाओं का अनुकरण करें

HOLIDAY HOMEWORK-

MUSIC (CLASS I)

A) Make a Video singing one of the following

- Lakdi ki Kathi
- Nani Teri Morni
- Gaytri Mantra & Tumhi hi Mata
- Gayatri Mantra & Aye Malik
- A Gift to You
- National Anthem

Instructions-

- The Song Chosen must be well prepared and rehearsed.
- The Video must be prepared with your best dressing; you may choose dress according to the theme of the song.
- You have to Tell Your Name, Class & School in the video.
- Shoot the video in well light Conditions, without Background Noise.



