

DAV PUBLIC SCHOOL
BARIATU

holiday
homework

CLASS -: LKG



WASH YOUR HANDS

1



USE SOAP

2



PALM TO PALM

3



BACK TO HANDS

4



FINGERS INTERLACED

5



BASE OF THUMBS

6



FINGERNAILS

7



WRISTS

8



RINSE HANDS

9



DRY HANDS



**Clean
hands**

are

**happy
hands**

Remember to wash your hands!

- Before eating or handling food.
- After using the toilet.
- After blowing your nose, coughing or sneezing.
- After touching your pets or other animals.
- After handling rubbish.

Myself

1. My name is _____.
2. I am a boy/girl.
3. I am ___years old .
4. I read in lkg .
5. I study in D.A.V Public School Ranchi.

THIRSTY CROW

Thirsty Crow

There was a crow



He was very thirsty . He was looking for water here and

there . At last he found a pot with very little water in it .



He started putting

Pebbles into it .



Water came up ,Crow drank and flyed away



happily.

प्यासा कौआ

प्यासा कौआ

एक प्यासा कौआ
आसमान में उड़ता



ऊपर नीचे जाता खोजता था पानी
पानी पानी पानी पानी
कहीं मिला ना पानी

कौआ पहुंचा बाग में
बाघ में था घड़ा



घड़ा में था पानी
पानी पानी पानी पानी
पानी था थोड़ा

थोड़ा थोड़ा थोड़ा थोड़ा
पानी था थोड़ा

कौआ ने डाला कंकड़
पानी में डाला कंकर
पानी आया ऊपर

ऊपर ऊपर ऊपर ऊपर
पानी आया ऊपर

कौआ ने पिया पानी
खत्म हुई कहानी

सो जा मेरे राजा, सो जा मेरी रानी।



LIE & REST



CHAIR SQUAT



BOATING POSITION



STANDING FOLD



STANDING BEND



SEATED FRONT BEND



WARRIOR POSE I



WARRIOR POSE II




SHOULDERSTAND



EXTENDED HAND TO TOE



SUPPORTED HEADSTAND



HEADSTAND



KIDS YOGA!!

TREE I



TREE II



UPWARD HAND POSE



BUTTERFLY



EXTENDED SIDE ANGLE



DOWNWARD FACING DOG



CHATURANGA



COBRA



UPWARD BLOW




COW POSITION



LOCUST POSITION




CAT POSE




Scanned with CamScanner

Hygiene Habits

Page 8




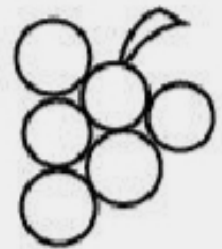


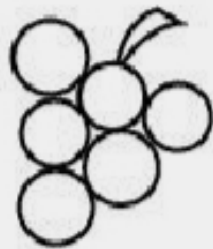




Scanned with CamScanner




Thumb Printing

Same or Different?

Cross out the picture that is different from the rest.

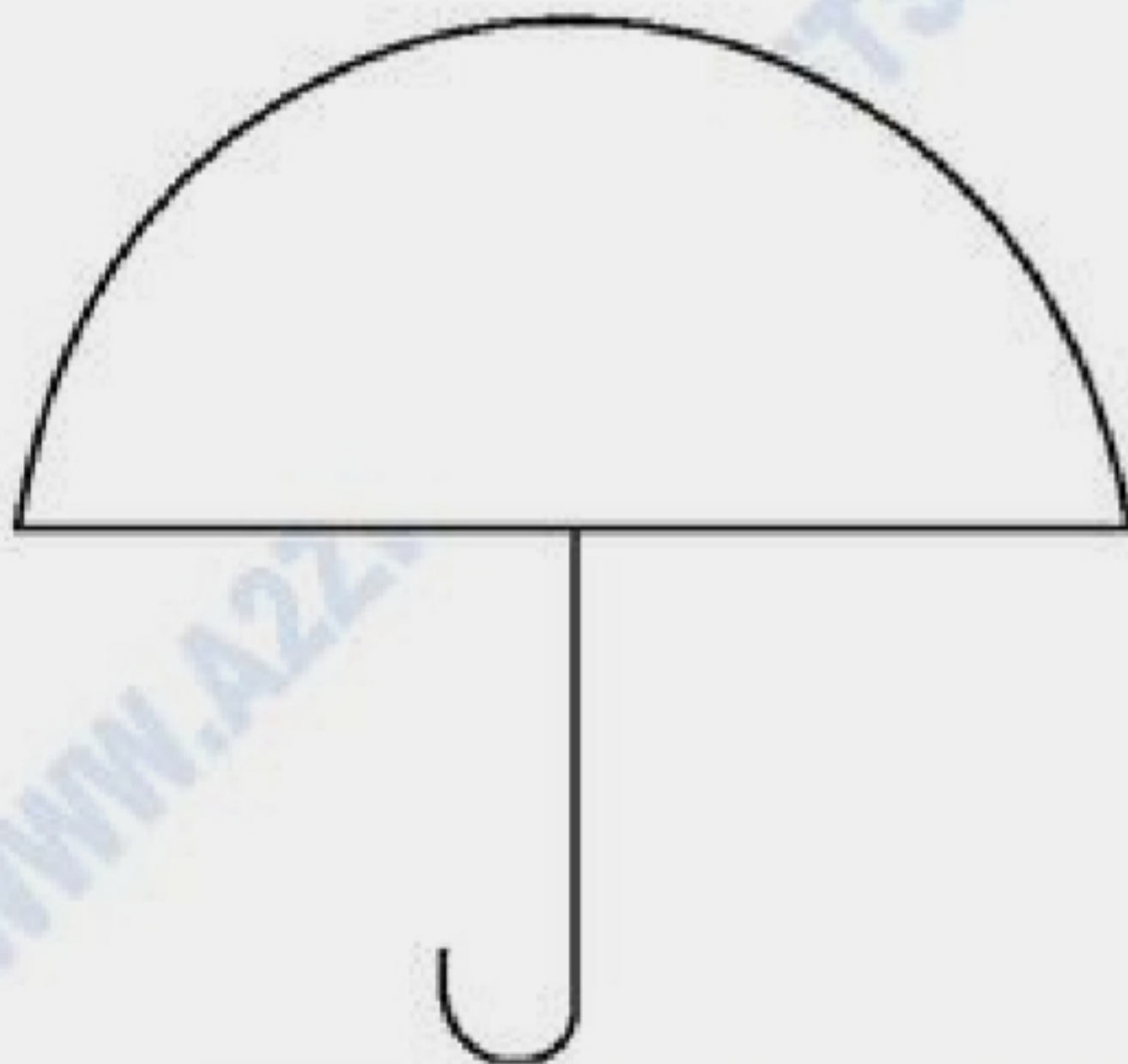


Draw a line to connect each picture with its other half.



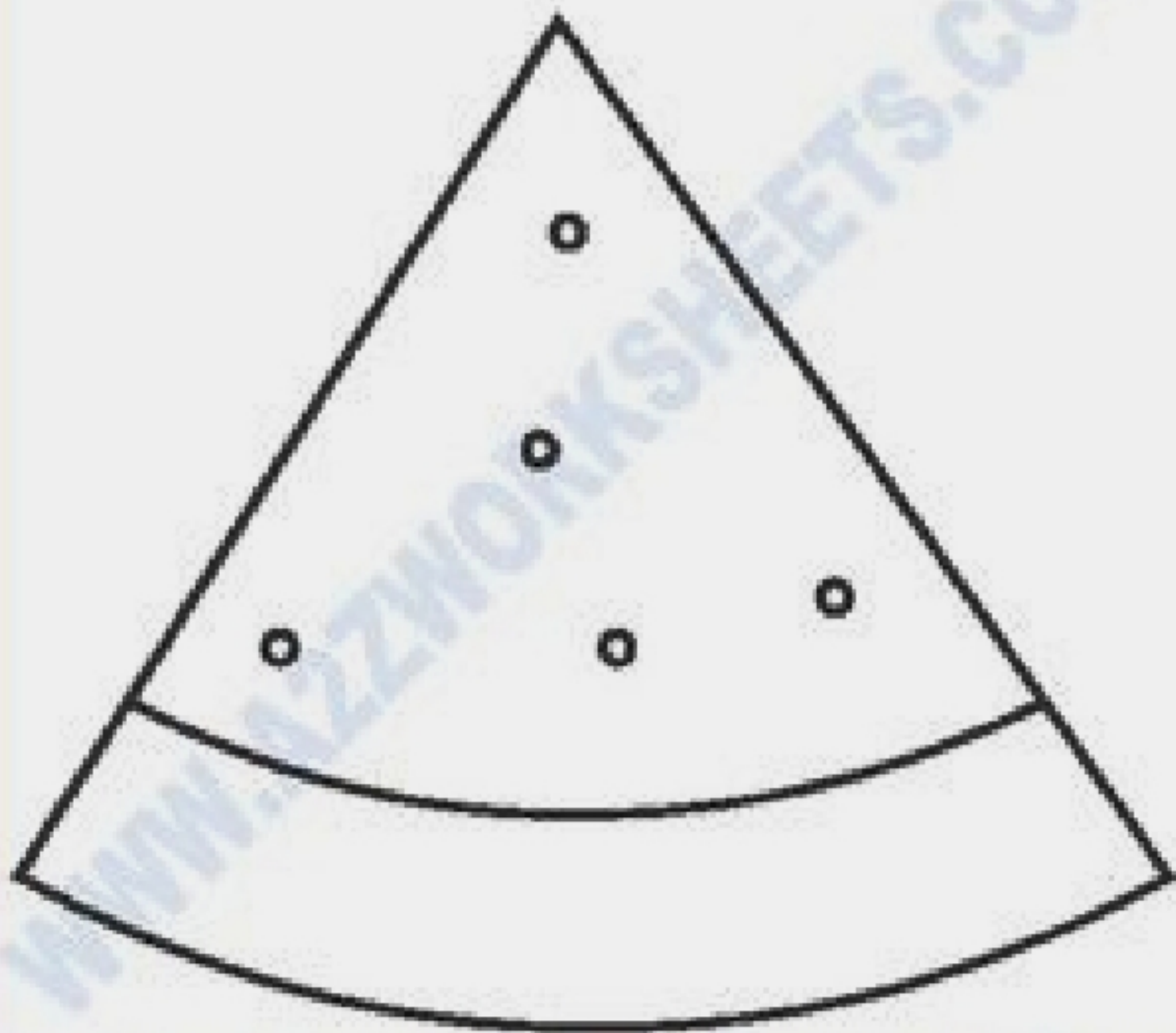
ENJOY DOING THE ACTIVITY

Shape - Semi Circle



Decorate your umbrella by doing paper tearing and pasting with blue paper.

ENJOY DOING THE ACTIVITY



Colour the watermelon peel green and the pulp red.

- Count and paste 5 bindis on it

Color the same number of circles to match the number on the left.

4 ○ ○ ○ ○ ○ ○ ○ ○ ○ ○

6 ○ ○ ○ ○ ○ ○ ○ ○ ○ ○

3 ○ ○ ○ ○ ○ ○ ○ ○ ○ ○

5 ○ ○ ○ ○ ○ ○ ○ ○ ○ ○

7 ○ ○ ○ ○ ○ ○ ○ ○ ○ ○

2 ○ ○ ○ ○ ○ ○ ○ ○ ○ ○

8 ○ ○ ○ ○ ○ ○ ○ ○ ○ ○



PHONIC SOUNDS

Circle the picture that starts with the alphabet sound.




F



G



H



I







J



Tallest

Circle the tallest one.



Go over the slanting lines and colour the picture.

